




## Outlets ARTU Series

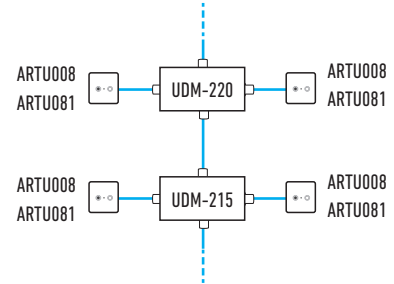
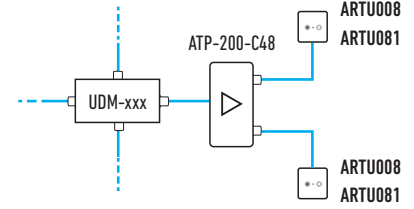
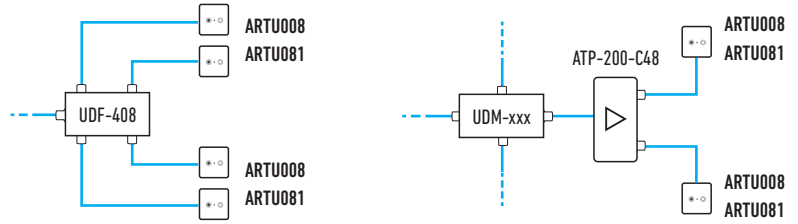



### MAIN FEATURES

- Filtered outlet sockets for individual or cascade assembly.
- Fast clamping of the cable thanks to the swivel flange.
- Easy connection using the system to insert live product.
- Minimum current losses.
- Current flow through the C2 connector, SAT output.
- Compatible with the main wall-covering plates on the market.

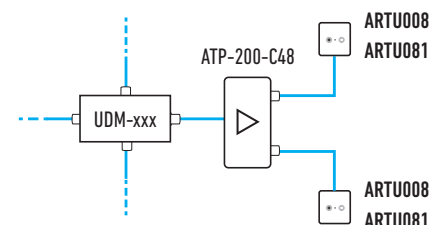
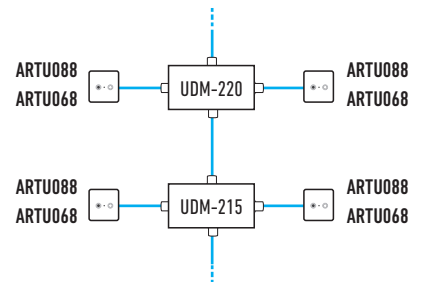
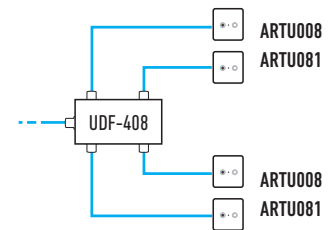
MODEL		ARTU008	ARTU081
REF.		2574	2576
Installation		End	
Type		Bridget	Resistive
Connector		C1	IEC male
		C2	IEC female
Frequency range	MHz	C1	5 - 862
		C2	5 - 1000
Transfer loss	dB	TV	< 1.5
		RD	< 1.5
Isolation C1-C2	dB	TV	-
		RD	-
Return losses		-	> 10
Fixing hooks		Yes	
Pieces / Packaging	pcs	10 / 100	
Packed weight	kg	0.872 / 9.5	
Packing dimensions	mm	170x70x130 / 780x160x180	


## MATV installations

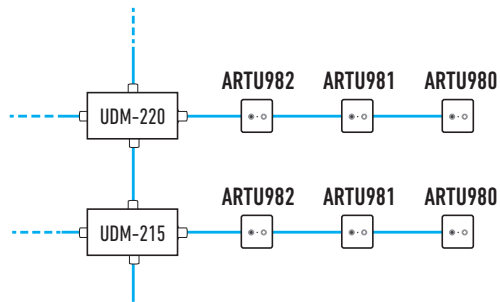


MODEL		ARTU088	ARTU068
REF.		2570	2571
Installation		Single	
Type		Filtered	
Connector		C1	IEC male
		C2	IEC female
Frequency range	MHz	C1	5 - 862
		C2	950 - 2400
Transfer loss	dB	TV+RD	< 1
		SAT	< 1.5
Isolation C1-C2	dB	TV+RD	> 25
		SAT	> 25
Selectivity	dB	TV+RD	> 15
		SAT	> 20
Return loss	dB	TV+RD	> 10
		SAT	> 6
DC transit C2	Vdc	24	
	mA	500	
	Tono	22 kHz / DiSEqC	
Fixing hooks		Yes	No
Pieces / Packaging	pcs	10 / 100	
Packed weight	kg	0.872 / 9.5	
Packing dimensions	mm	170x70x130 / 780x160x180	

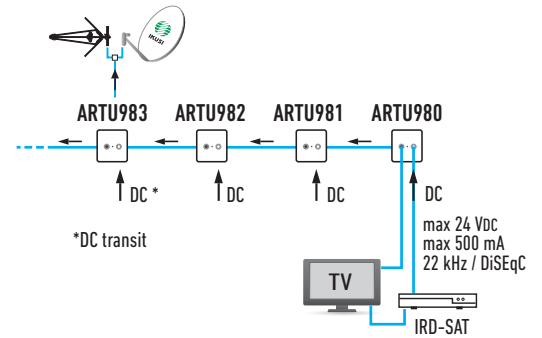
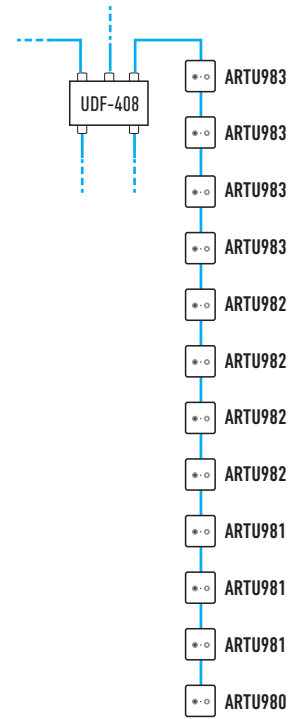
## SMATV installations




MODEL		ARTU980	ARTU981	ARTU982	ARTU983	
REF.		2578	2579	2580	2575	
Installation		End	Intermediate	Intermediate	Intermediate	
Type		Inductive				
Connector		C1	IEC male			
		C2	IEC female			
Frequency range	MHz	C1	5 - 862 / 950 - 2400			
Transfer loss	dB	TV	< 4,5 in C1	< 2	< 1.2	< 0.5
		SAT	< 6 in C2	< 3	< 2	< 1.2
Through loss	dB	TV	-	< 9	< 13	< 20
		SAT	-	< 10	< 14	< 24
Isolation C1-C2	dB	TV	> 16	> 25	> 25	> 25
		SAT				
Selectivity	dB	TV	-			
		SAT				
Return loss	dB	TV	> 10			
		SAT	> 6			
DC transit C2	Vdc	24				
	mA	500				
	Tono	22 kHz / DiSEqC				
Fixing hooks		Yes				
Pieces / Packaging	pcs	10 / 100				
Packed weight	kg	0.872 / 9.5				
Packing dimensions	mm	170x70x130 / 780x160x180				

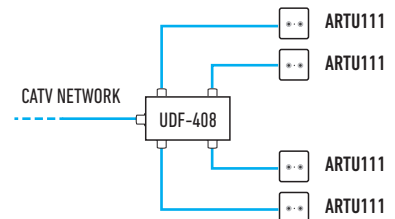


## SMATV installations



MODEL		ARTU111			
REF.		2573			
Installation		Single			
Type		Filtered			
Connector		C1	IEC male		
		C2	IEC female		
Frequency range	MHz	C1	5 - 68 / 118 - 1000		
Transfer loss	dB	TV	< 0.5		
		RD	< 3		
Isolation C1-C2	dB	TV	> 10		
		RD			
Selectivity	dB	TV	> 15		
		RD			
Return loss	dB	TV	> 15		
		RD			
Fixing hooks		Yes			
Pieces / Packaging	pcs	10 / 100			
Packed weight	kg	0.872 / 9.5			
Packing dimensions	mm	170x70x130 / 780x160x180			

## CATV installations



## Coverplates

MODEL		PBT-980	PBT-990	PBT-480
REF.		2488	2489	2490
Description		TV+SAT - TV+SAT	TV+RD - SAT	TV - RD
For outlet	Ref.	2578 ; 2579 ; 2580 ; 2575	2570 ; 2571	2574 ; 2576 ; 2573
Pieces / Packaging	pcs	10		
Packed weight	kg	0.172		
Packing dimensions	mm	104 x 85 x 80		



## Accessories

MODEL		ABT-210
REF.		1460
Description		Mounting of the outlets without embedding the body in the wall
Pieces / Packaging	pcs	1 / 50
Packed weight	kg	0.029 / 1.445
Packing dimensions	mm	80 x 80 x 25 / 360 x 290 x 30

